

SPEEDO AQUABEAT™



**Specially Designed for Aquatic
Athletes and Active People**

speedo 

Safety Precautions

Please carefully read this information below before using the SPEEDO AQUABEAT. We are not responsible for damage, data loss or accidents that occur due to not following the information below.

Do not use the SPEEDO AQUABEAT for purposes other than described in this manual.

1. Do not DISASSEMBLE or MODIFY the SPEEDO AQUABEAT in any way.
Disassembly or modification will void the warranty.
2. Do not drop the SPEEDO AQUABEAT or apply excessive shock to the unit.
Fire or electric shock may result due to using a damaged unit.
3. Do not put the SPEEDO AQUABEAT close to any heating device.
4. Do not use or store the SPEEDO AQUABEAT in places with high temperatures, fast temperature changes or strong magnetic fields.
5. Do not use the earphones while driving a car or riding a bicycle or motorcycle.
6. The manufacturer is not responsible for any data loss caused by the product defects, misuse or any other reason.
7. Continuous use of earphone for many hours at high volumes may cause permanent hearing loss.
8. Please plug or unplug the earphones and cable by holding the ends.
Pulling out the earphones by the cable can cause damage to the SPEEDO AQUABEAT.
9. When you plug the USB jack into a computer, confirm you are plugging in the correct ends.
If the USB jack is plugged in the wrong way, the computer or the device might be damaged.
10. Do not leave the USB jack plugged into any computer.
11. Do not forcibly pull on the connector part of the USB jack while it is connected to the SPEEDO AQUABEAT.
12. Do not leave the computer connected to the device with the USB jack.
13. Maintain and keep the USB connection of the SPEEDO free of dirt.
14. When the SPEEDO AQUABEAT becomes dusty or dirty, wipe off with a soft cloth or clean towel.
Do not use chemicals or solvents.



Hardware System Requirements

- Operating System : Windows 2000, XP and Vista
Mac OS 9.x or higher
- CPU : Intel Pentium III 233MHz or higher (PC)
Power Mac G3 300MHz or higher (Mac)
- RAM : 128MB or higher
- Minimum Hard Disk Space : 50MB
- Display : SVGA (600x800 pixels) at 256 colors or more
- CD ROM Drive and USB Port

Package Includes



Waterproof
Earphone



Different-sized Earbuds



Playlist Editor &
Manual CD



Carrying Bag



USB Cable



Audio Extension
Cable

speedo®

**Please fully charge the battery before your initial use.
A full battery will be indicated by the LED's green glow**

Connect the SPEEDO AquaBeat to a PC

1. Connect the male plug connector into the earphone jack of the Speedo AquaBeat.
2. Connect the USB connector into the USB port of your computer.
The LED Status will glow red when the connection is complete.
3. The Speedo AquaBeat will show as "SPEEDO MP3" in "My Computer" on your PC. Charging will automatically begin. It will take up to 120 minutes to completely recharge a fully discharged battery.
The LED Status will glow green once the battery is fully charged.



Charging the Speedo AquaBeat with the Optional AC Power Adapter

Note: Your Speedo AquaBeat has a rechargeable battery that can be automatically recharged through the USB port on your PC. The charging method illustrated below is OPTIONAL:

1. Connect the end of the USB cable to the earphone jack of the Speedo AquaBeat.
2. Plug the USB end of the USB cable into the DC to USB Adapter.
3. Connect the to the optional AC Power Adapter to the DC to USB Charging Adapter. Use power adapter that have a 5V DC 500mA output and a plug configuration.

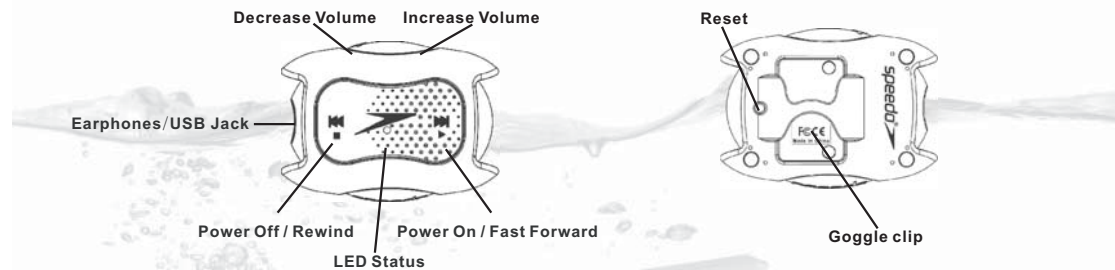
Q & A about Charging the Battery for the SPEEDO AquaBeat

1. When do I recharge the battery?
When the LED flashes RED during playback, it indicates that the battery needs recharging. You must recharge the battery before using your player.
2. LED Status
During the recharging process the LED will glow red. When the battery is fully charged, the LED will glow green.
3. Charging Problem
If the LED Status is neither red nor green when connected to a PC, IMMEDIATELY STOP CHARGING. Then unplug and reconnect unit. If the problem persists, contact CRS Customer Service.



What's What

The Speedo AquaBeat has been designed to make the user experience easy. By understanding the difference in textures of the individual buttons, you can tell the difference between increase volume / decrease volume, power on/off, and next song/previous song. This eliminates looking at the device and interrupting your swim or other activities.



Power On / Playback

With the earphones connected to the AquaBeat, Press and hold down the >>/FF button. A beep will sound when the AquaBeat powers on in the playback mode. The LED Status will flash green. Your music will automatically start to play.

Power Off / Stop

Press and hold down the <</REW button. You will hear a beep. The current track will stop and the AquaBeat will turn off. Please note that the unit will also automatically turn off when the earphones are disconnected from the AquaBeat

Previous Track

Press the <</Rewind button within 15 seconds to playback of the previous track. You will hear a beep when you press the <</Rewind button. Repeat pressing the <</Rewind button to listen to the previous tracks.

Next Track

Press the >>/Fast Forward button to start the next track.

Your will hear a beep. Repeat pressing the >>/Fast Forward button to fast forward through your tracks.

Volume Control

Press the (+) button during playback to increase the volume.

Press the (-) button during playback to decrease the volume.

Reset

If the Speedo AquaBeat freezes and none of the buttons work, press the RESET button to re-start the unit.

CAUTION: DO NOT DISCONNECT THE USB CABLE WHILE THE MP3 FILES ARE BEING DOWNLOADED.

Download Music Files from your PC to your Speedo AquaBeat

1. Connect the Speedo AquaBeat to a USB port on your PC.
2. Click on "My Computer" and locate the MP3 tracks you want to download.
3. Select the desired track(s).
 - Click once to select a single track.
 - Shift-click or Ctrl-click to select multiple tracks.
4. Drag and drop the selected tracks to the Speedo AquaBeat window.
 - The LED Status will flash red as the files are downloaded.

Download Music Files from your Mac to your Speedo AquaBeat

1. Connect the Speedo AquaBeat to a USB port on your Mac
2. You will notice the Speedo Drive on your desktop
3. Open iTunes
4. Make sure your music files have the file extension of either ***.mp3** or ***.wma**
5. Drag songs from iTunes to the desktop Speedo MP3 drive folder

Use the Speedo AquaBeat as an USB Storage Device

You can also save data file(s) to the Speedo AquaBeat in the same manner explained above and use it as an USB Storage device. You should always back up your music and data files.

Please visit <http://www.speedoquabeat.com> for detailed information on CD Importing from iTunes and Window Media Player.


How to wear the Speedo AquaBeat with swim goggle




Where you can Wear the AquaBeat



Sports armband (Optional)



Wearing with swim goggle



Wearing with bikini

Warranty

CRS Electronic Co. Ltd
LIMITED 1-YEAR WARRANTY
Speedo AquaBeat

This Product, except the battery, is warranted by CRS to the original purchaser to be free from defects in materials and workmanship under normal use for one (1) year from the date of purchase. The Product will be repaired or replaced (with the same or a similar model) at CRS's option without charge for 1 year.

This warranty will not apply if the Product has been misused, abused, altered, or used other than as set forth in the operating instructions. Without limiting the foregoing, battery leakage, bending or dropping of the Product, scratches or abrasions, or scratches or cracks will be presumed to have resulted from misuse, abuse, alteration, or failure to operate as set forth in the operating instructions. This warranty does not cover cosmetic damages or damage due to acts of God, improper maintenance, connection to improper voltage supply or attempted repair by anyone other than a facility authorized by CRS to service this Product. This warranty does not cover customer instructions, installation, set up adjustments or signal reception problems.

[For any software packaged with the Product, this warranty applies only to physical defects in the media that embodies the copy of the software (e.g., CD-ROM, floppy disk, etc.). No warranty is made that the software packaged with the Product will meet your requirements or will work in combination with any hardware or software applications provided by third parties, that the operation of the software products will be uninterrupted or error free, or that all defects in the software products will be corrected.

Software that is not embodied in physical media (e.g., software that is downloaded from the Internet) is provided "as is" and without warranty.]

To obtain warranty service, you must take or ship the Product, freight prepaid, with a copy of the sales receipt or other proof of purchase and the date of purchase, to a CRS Authorized Service Center. Due to the possibility of damage or loss, it is recommended when shipping the Product to a CRS Authorized Service Center that you securely package the Product and ship it insured. It is required that you register your device either on-line at www.speedoaquabeat.com or by mailing in the registration card included in the retailing packaging.

NEITHER THIS WARRANTY NOR ANY OTHER WARRANTY, EXPRESS OR IMPLIED, INCLUDING ANY IMPLIED WARRANTY OF MERCHANTABILITY OR OF FITNESS FOR A PARTICULAR PURPOSE, SHALL EXTEND BEYOND THE WARRANTY PERIOD. THE REMEDY FOR THIS BREACH OF WARRANTY IS LIMITED TO SERVICING OR REPLACEMENT ONLY.

IN NO EVENT SHALL CRS BE LIABLE, WHETHER IN CONTRACT OR TORT (INCLUDING NEGLIGENCE), FOR DAMAGES IN EXCESS OF THE PURCHASE PRICE OF THIS PRODUCT, OR FOR ANY INDIRECT, INCIDENTAL, SPECIAL OR CONSEQUENTIAL DAMAGES OF ANY KIND, OR LOSS OF REVENUE OR PROFITS, LOSS OF BUSINESS, LOSS OF INFORMATION OR DATA, SOFTWARE OR APPLICATIONS OR OTHER FINANCIAL LOSS ARISING OUT OF OR IN CONNECTION WITH THE ABILITY OR INABILITY TO USE THIS PRODUCT TO THE FULL EXTENT THESE DAMAGES MAY BE DISCLAIMED BY LAW.

SOME STATES DO NOT ALLOW LIMITATIONS ON HOW LONG AN IMPLIED WARRANTY LASTS AND SOME STATES DO NOT ALLOW THE EXCLUSION OR LIMITATION OF INCIDENTAL OR CONSEQUENTIAL DAMAGES, SO THE ABOVE LIMITATIONS OR EXCLUSIONS MAY NOT APPLY TO YOU.

This warranty gives you specific rights, and you may also have other rights that vary from state to state.

For warranty or service support contact CRS at +1 (714) 904-2820.

Additional customer service and support information is available at www.speedoquabeat.com

If for any reason this product needs to be returned to the store where purchased it must be packed in its original carton/packed in its original carton/package.

FCC Information

This Product complies with part 15 of the FCC rules. Operation is subject to the following two conditions:

(1) this Product does not cause harmful interference, and

(2) this Product must accept any interference received, including interference that may cause undesired operation.

Warning: Changes or modifications to this unit not expressly approved by CRS Electronic Co., Ltd. could void the user's authority to operate the Product.

Note: This Product has been tested and found to comply with the limits for a Class B digital device, pursuant to Part 15 of the FCC Rules. These limits are designed to provide reasonable protection against harmful interference in a residential installation.

This Product generates, uses and can radiate radio frequency energy and, if not installed and used in accordance with the instructions, may cause harmful interference to radio communications.

However, there is no guarantee that interference will not occur in a particular installation. If this Product does cause harmful interference to radio or television reception, which can be determined by turning the Product off and on, the user is encouraged to try to correct the interference by one or more of the following measures:

- Reorient or relocate the receiving antenna (the cable of the earphones)
- Increase the separation between the Product and the receiver.
- Connect the Product into an outlet on a circuit different from that to which the receiver is connected.
- Consult the dealer or an experienced technician for help.
- If you cannot eliminate the interference, the FCC requires that you stop using your Product.

Specifications of the Speedo AquaBeat

Supported Formats : MP3 (8 to 320Kbps), WMA (48 to 256Kbps) and MP3 VBR files

Built-in Memory : 1GB

Output : 10mW (L) + 10mW (R)

PC Interface : USB 2.0

Power : Built-in 3.7V, Li-Polymer rechargeable battery

Playback Time : Up to 9 hours

Dimensions (WxDxH) : 2.4 x 1.8 x 0.8 inches


Weight : 35g (0.07 lbs) including rechargeable battery

Frequency Range : 20Hz to 20KHz

Operation Temperature Range : 0 ~ 80 °C

Storage Temperature Range : 0 ~ 80 °C

S/N Ratio : 90dB

SPEEDO® and  are registered trademarks of and used under license from Speedo International Limited.